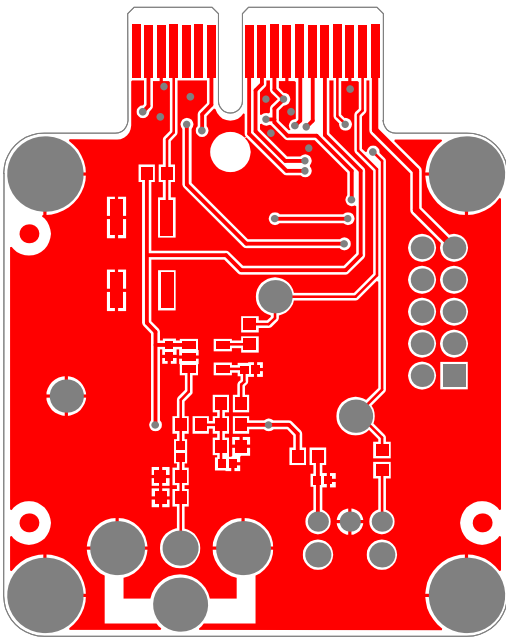


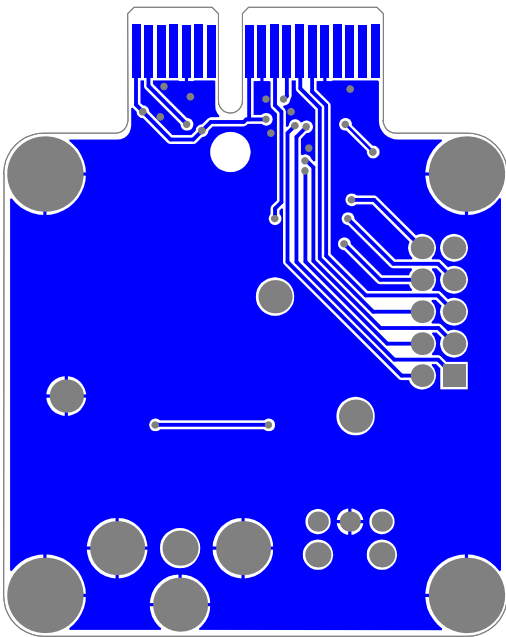
Top Copper



XMOS LTD = XPCB-078 = 1V2A =19 MAR 2014

TOP COPPER LAYER

Bottom Copper

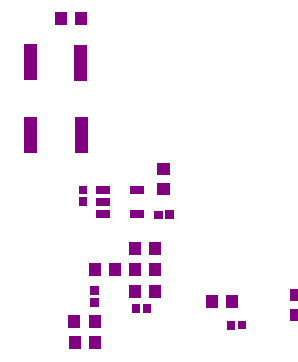


XMOS LTD = XPCB-078 = 1V2A =19 MAR 2014

BOTTOM COPPER LAYER




TOP SILKSCREEN LAYER




TOP PASTE LAYER

BOTTOM PASTE LAYER



TOP SOLDER MASK LAYER



BOTTOM SOLDER MASK LAYER

PCB Manufacturing Notes

General Info

Board dimensions - 50mm x 40mm
Number of layers - 2
Smallest hole - 0.3mm
Number of holes - Approx 50
Minimum Track & Gap - 0.2mm
RoHS/Lead Free - Yes
Material - FR4

Stackup

Stackup is to be as follows:

Layer	Copper Weight (Pre-Plating)
	0.5oz
	0.5oz

Finished board thickness to be 1.6mm ± 0.1mm

Impedance Control

None required

Copper Thieving/Balancing

The supplier may add copper thieving/balancing if required.

Finish

A.) Conductive finish

Plating to be immersion gold.

B.) Soldermask

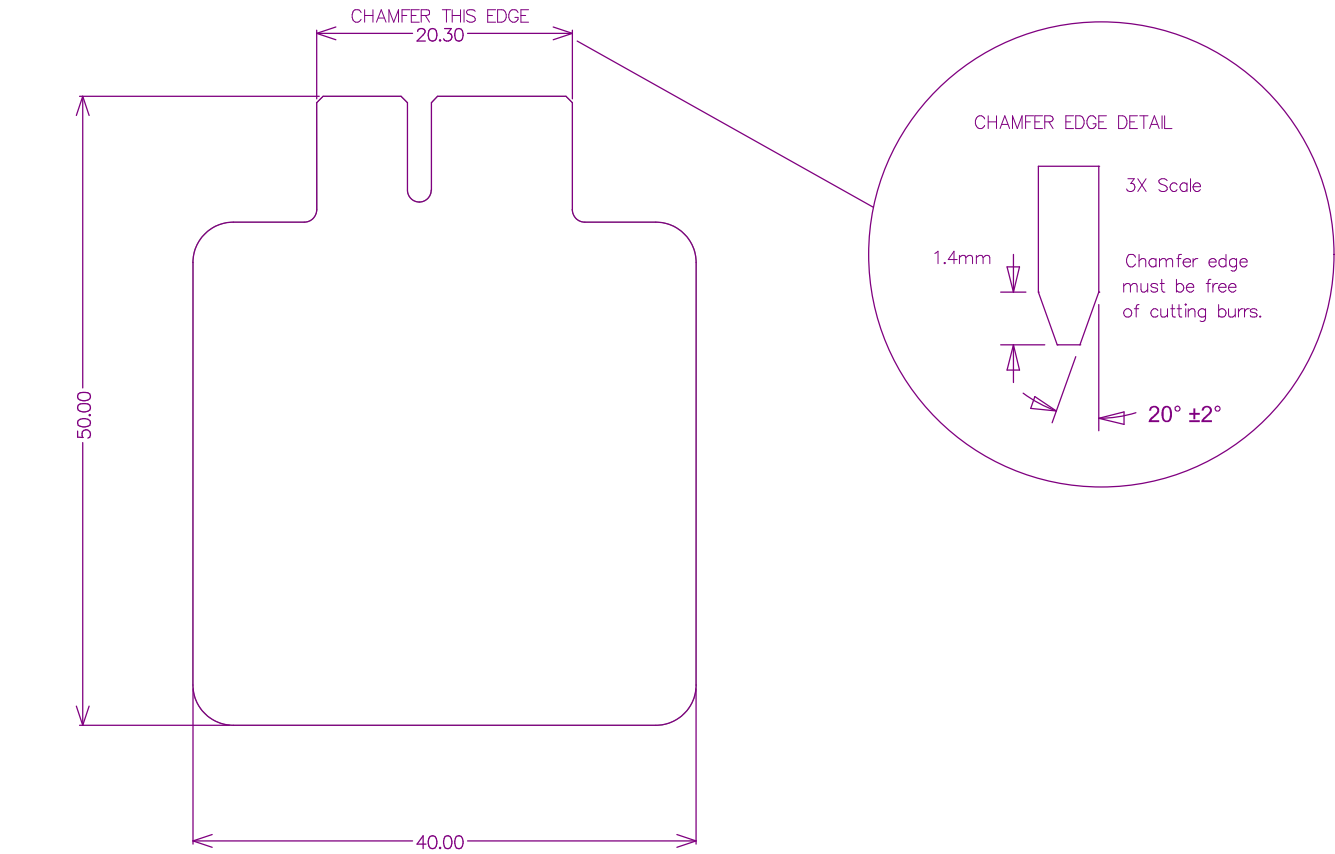
Liquid photo imageable soldermask (GREEN). Pads have not been oversized.
Supplier should oversize soldermask on pads to suit process.

C.) Silkscreen

Colour white. Supplier should remove any silkscreen which overhangs pads.

Drill Data

Drill data is in Excellon format, metric (000.000), no zero suppression, absolute coordinates.
Hole size is finished size.



FABRICATION INSTRUCTIONS



Project Name
XPCB-078 XA-SK-AUDIO8-S

Sheet	Date	Revision
A4	MARCH 2014	1V2A

Copyright (c) 2012 XMOS Ltd.
Confidential information. All rights reserved.

PCB Manufacturing Notes

General Info

Board dimensions - 50mm x 40mm
Number of layers - 2
Smallest hole - 0.3mm
Number of holes - Approx 50
Minimum Track & Gap - 0.2mm
RoHS/Lead Free - Yes
Material - FR4

Stackup

Stackup is to be as follows:

Layer	Copper Weight (Pre-Plating)
	0.5oz
	0.5oz

Finished board thickness to be 1.6mm ± 0.1mm

Impedance Control

None required

Copper Thieving/Balancing

The supplier may add copper thieving/balancing if required.

Finish

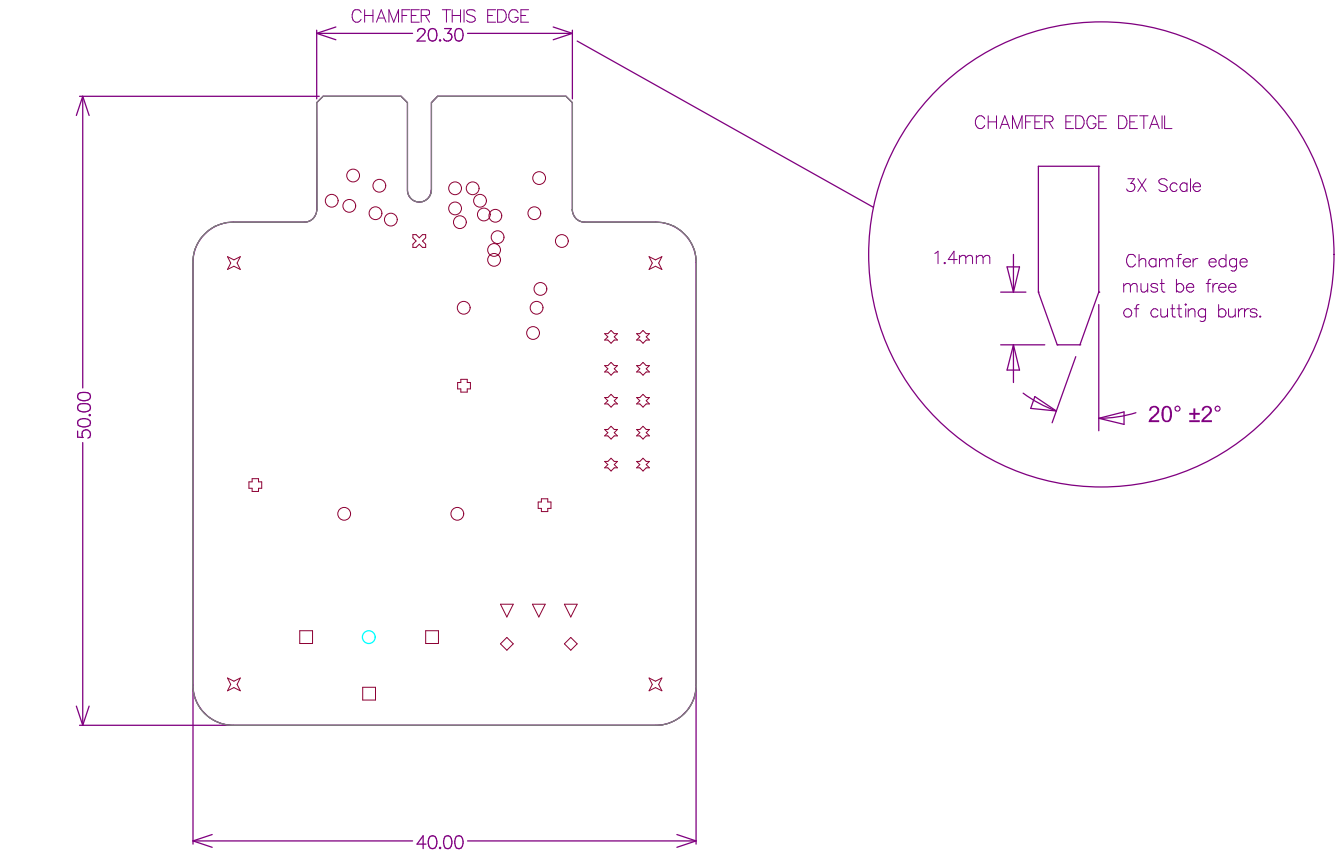
A.) Conductive finish
Plating to be immersion gold.

B.) Soldermask
Liquid photo imageable soldermask (GREEN). Pads have not been oversized.
Supplier should oversize soldermask on pads to suit process.

C.) Silkscreen
Colour white. Supplier should remove any silkscreen which overhangs pads.

Drill Data

Drill data is in Excellon format, metric (000.000), no zero suppression, absolute coordinates.
Hole size is finished size.



FABRICATION INSTRUCTIONS DRILL DRAWING

Symbol	Hit Count	Tool Size	Plated	Hole Type
○	25	0.3mm (11.811mil)	PTH	Round
▽	3	0.8mm (31.496mil)	PTH	Round
☆	10	1mm (39.37mil)	PTH	Round
◇	2	1.1mm (43.307mil)	NPTH	Round
⊕	3	1.6mm (62.992mil)	PTH	Round
○	1	1.7mm (66.929mil)	PTH	Round
□	3	2.65mm (104.331mil)	PTH	Round
⊗	1	2.8mm (110.236mil)	NPTH	Round
✱	4	3.2mm (125.984mil)	PTH	Round
	52 Total			

Drill Drawing.



Project Name
XPCB-078 XA-SK-AUDIO8-S

Sheet A4	Date MARCH 2014	Revision 1V2A
-------------	--------------------	------------------

Copyright (c) 2012 XMOS Ltd.
Confidential information. All rights reserved.